



## Comparative Analysis of Physicochemical Properties of Dimer Acids from *Jathropa Curcas* and *Thevetia Nerrifolia* Seed Oils

**B. A. Ikyenge**<sup>1</sup>

**K. A. Bello**<sup>2</sup>

**H. M. Adamu**<sup>3</sup>

**A. Jauro**<sup>4</sup>

<sup>1</sup>Department of Chemistry, Benue State University, P. M. B. 102119 Makurdi, Nigeria.

<sup>2</sup>Department of Textile Science and technology, Ahmadu Bello University Zaria, Kaduna State, Nigeria.

<sup>3,4</sup>Department of Chemistry, AbubakarTafawaBalewa University Bauchi State, Nigeria.

( Corresponding Author)

### Abstract

*Thevetia Nerrifolia* and *Jathropa Curcas* seed oils were extracted from their oil seeds by soxhlet extraction using petroleum ether (40-60 °C) as solvent. The oils were characterized and the oil yield, refractive index, acid value, saponification value, iodine value, colour and relative density were found to be 47.77%, 1.464, 4.365 (mg/KOH), 125.62 (mg/KOH), 98.48 (wij), 4<sup>+</sup> and 0.926 for *Thevetia Nerrifolia* seed oil and 46.56%, 1.496, 33.65 (mg/KOH), 175.12 (mg/KOH) 105.43 (Wij), 3 and 0.913 for *Jathropa Curcas* seed oil respectively. Dimer acids were prepared from these seed oils by heating 200g of each of the oils under nitrogen inert atmosphere in a four necked resin kettle at a temperature of 300°C for 12 hours. The physicochemical properties of the dimer acids were analyzed and were found to compare favourably with each and other well known feed stocks of dimerization.

**Keywords:** *Thevetia Nerrifolia* seed oil, *Jathropa curcas* seed oil, Dimer acid, Sulphur catalyst, Polymerization, Physicochemical properties.

### Contents

1. Introduction .....	39
2. Experimental.....	39
3. Results and Discussion.....	39
4. Conclusion.....	41
References .....	41

**Citation** | B. A. Ikyenge; K. A. Bello; H. M. Adamu; A. Jauro (2016). Comparative Analysis of Physicochemical Properties of Dimer Acids from *Jathropa Curcas* and *Thevetia Nerrifolia* Seed Oils. *World Scientific Research*, 3(1): 38-41.

**DOI:** 10.20448/journal.510/2016.3.1/510.1.38.41

**ISSN(E) :** 2411-6661

**ISSN(P) :** 2518-0177

**Licensed:** This work is licensed under a [Creative Commons Attribution 3.0 License](https://creativecommons.org/licenses/by/3.0/)

**Author(s) Contribution:** All authors contributed to the conception and design of the study.

**Funding:** This study received no specific financial support.

**Competing Interests:** The authors declare that they have no conflict of interests.

**Transparency:** The author confirm that the manuscript is an honest, accurate, and transparent account of the study was reported; that no vital features of the study have been omitted; and that any discrepancies from the study as planned have been explained.

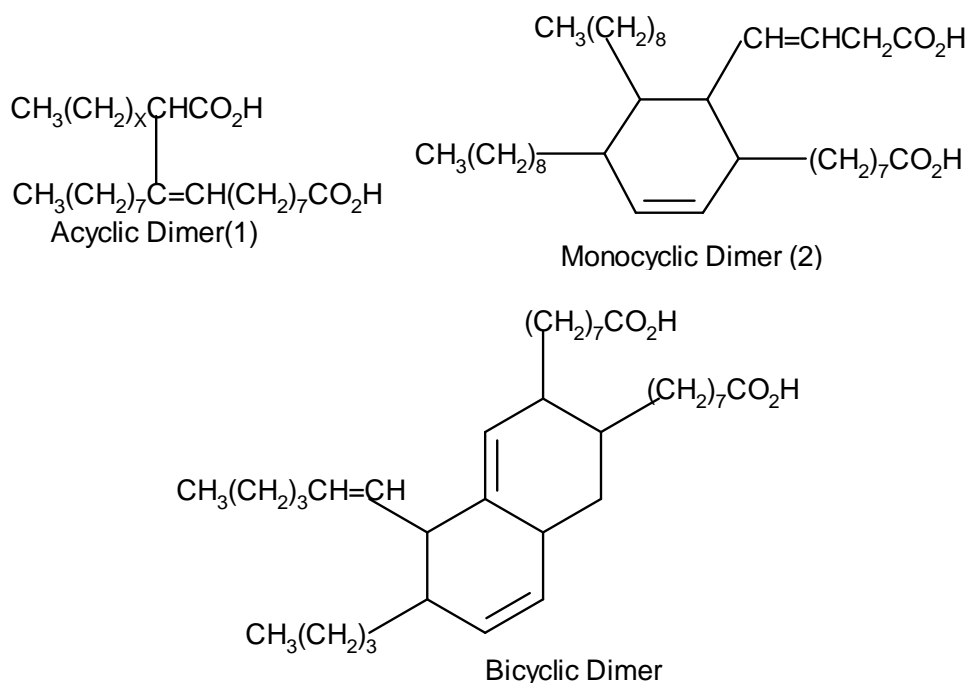
**Ethical:** This study follows all ethical practices during writing.

**History:** **Received:** 26 December 2015/ **Revised:** 2 January 2016/ **Accepted:** 3 March 2016/ **Published:** 15 April 2016

**Publisher:** Asian Online Journal Publishing Group

## 1. Introduction

Dimer acids are products resulting from the thermal polymerization of C<sub>18</sub> unsaturated fatty acids present in vegetable oils. The process of polymerization or dimerization involves heating the triglycerides or the mixture of the fatty acids of vegetable oils or their monoesters usually methyl-esters in an inert atmosphere to temperature of about 300°C for 12-20 hours. Under such conditions the mono-polyunsaturated C<sub>18</sub> fatty acids dimerized to give mixtures of C<sub>36</sub> compounds whose structures have been found to include acyclic, cyclic and bicyclic respectively as shown below [1].



Although the traditional method of dimerization is to heat the feedstock (vegetable oil, fatty acid mixtures, methyl esters or alkali metal salt of vegetable oils) in inert atmosphere to 300°C and above for long hours (12-20 hours), several other method of dimerization involving the use of catalysts which may act to reduce the process temperature and/or time. Among these catalysts is neutral clay and water mixture, usually added to the tune of 1-25% [2] of clay and 1-5% of water. This catalyst mixture is reported to reduce process conditions to 230-260°C and 2-4 hours when conducted under pressure [3, 4]. Suzuki et al, in catalyzing dimerization employed synthetic silica-alumina [5].

The largest volume of commercial application of dimer acids is in non-reactive polyamide resin. The dimer acids impart flexibility, corrosion resistance, chemical resistance, moisture resistance and adhesion to nonreactive polyamide [6]. They are also used extensively to react with epoxy or phenolic resins yielding adhesive that is useful in casting and laminating in structural work for patching and sealing compounds and for protective coatings [7].

## 2. Experimental

*Thevetia Nerrifolia* and *Jathroph acurcas* seeds were collected from Makurdi Local Government Area of Benue State. The seeds were sun dried and then oven dried at 45°C to constant weight and ground with porcelain mortar and piston to coarse particle size and stored in plastic containers for analysis. The oils were extracted using petroleum ether (40-60°C) on a soxhlet extractor for four hours [8]. The refractive index, acid value, saponification value, iodine value colour and relative density were determined using the method described by A.O.A.C [9]. Dimer acids from the *Thevetia Nerrifolia* and *Jathropa Curcas* seed oils were prepared by heating 200g each of the oils in a four necked resin kettle under nitrogen inert atmosphere at a temperature of 300°C for 12 hours using 0.5% sulphur (based on the weight of oil) as catalyst [10].

The physico-chemical properties of the *Thevetia Nerrifolia* and *Jathropa Curcas* seed oils were determined using the methods described by ASTM D 1639-90 for acid value [11] ASTM D 1962-67 for saponification value [12] ASTM D 1541-60 for iodine value [13] ASTM D 4052 for relative density [14] ASTM D 1747 for refractive index [15] and ASTM D 1544 for colour [16].

The physicochemical properties of the dimer acids were determined by methods described above for the seed oils. The molecular weight of the dimer acids were determined by cryoscopy.

FTIR spectra of the dimer acids were recorded to compare with other traditional dimer acids from well known feedstock of dimerization.

## 3. Results and Discussion

The physicochemical properties of *thevetia nerrifolia* and *Jathropa Curcas* are shown in Table 1.0. From Table 1.0, the oil yield of *Thevetia Nerrifolia* seed oil was found to be 47.47, which was slightly higher than that of *Jathropa Curcas* seed oil of 46.56. The yields are appreciable and shows that the oils has potential in surface coating industry and in the manufacture of oleochemicals.

The saponification value of *Thevetia Nerrifolia* seed oil was found to be 125.62. This value is lower than that for *Jathropa Curcas* of 175.12. Saponification value indicates the average molecular weight of the oil. A high saponification value indicates that the oil contained higher proportions of low molecular weight fatty acids [17]. This

result shows that *Jathropa Curcas* seed oil has lower molecular weight fatty acids more than *Thevetia nerrifolia* seed oil.

Acid value of *Thevetia Nerrifolia* seed oil was found to be 4.365; this value is lower than that of *Jathropa Curcas* seed oil of 33.65. Acid value of oil measures the extent to which the glycerides had been decomposed by lipase action. The decomposition is usually accelerated by heat and light. The acids that are usually formed include free fatty acids, acid phosphate and amino acids. Free fatty acids are formed at a faster rate than the other acids [18]. The result indicated that *Jathropa Curcas* seed oil is more prone to this decomposition action.

The iodine value of *Thevetia Nerrifolia* seed oil was found to be 98.48 which is lower than that of *Jathropa Curcas* seed oil of 105.43. This is an indication that *Thevetia Nerrifolia* seed oil is non-drying, whereas *Jathropa Curcas* seed oil is semi-drying. The closeness of the *Thevetia Nerrifolia* seed oil value to that of semi drying oils shows that there are high levels of poly unsaturated fatty acids [19].

The refractive index of 1.464, the relative density of 0.926 and the colour (Gardner) of 4<sup>+</sup> for *Thevetia Nerrifolia* seed oil and 1.496, 0.913, and 3 for *Jathropa Curcas* seed oil all conforms to the values given by literature for other vegetable oils. This is an indication that the oil extracted was of high degree of purity.

**Table-1.** Physicochemical Properties of *ThevetiaNerrifolia* and *JathropaCurcas* seed oils

Property	<i>ThevetiaNerrifolia</i>	<i>JathropaCurcas</i> Value
Oil yield (%)	47.47 ± 0.026	46.56 ± 0.26
Refractive index	1.464 ± 0.001	1.496 ± 0.02
Acid value (mg/KOH)	4.365 ± 0.017	33.65 ± 0.02
Saponification value (mg/KOH)	125.62 ± 0.31	175.12 ± 0.43
Iodine value (Wij's)	98.48 ± 0.02	105.43 ± 0.27
Colour (Gardner)	4 <sup>+</sup>	3
Relative density	0.926 ± 0.003	0.913 ± 0.03 <sup>*</sup>

The results of the physicochemical characterization of dimer acids prepared from *thevetia nerrifolia* and *jathropa curcas* seed oils are shown from Table 2.0.

The molecular mass of the dimer acids were found to be 540.62 for *Thevetia nerrifolia* seed oil and 492.54 for *Jathropa curcas* respectively. These values are lower than what is expected when dimer methyl ester was used [20]. This is due to fact that crude dimers contain 30% monomeric acids which lowers the average molar mass [21].

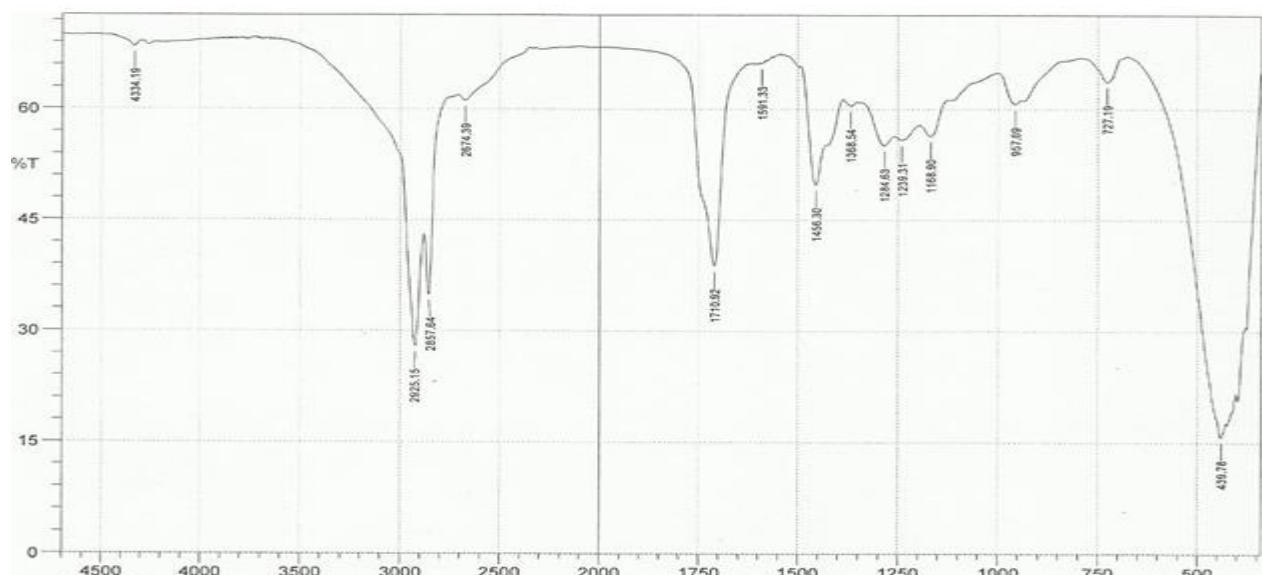
Also the acid values of 119.26 for *Thevetia nerrifolia* seed oil and 122.85 for *Jathropa curcas* were lower than the expected values of 125.62 for *Thevetia nerrifolia* seed oil and 175.12 for *Jathropa curcas*, the saponification values of the respective oils. This is an indication that the oils were not completely hydrolyzed into acids.

The other parameters; saponification value, viscosity, refractive index, iodine value and colour of the dimer acids whose values are 192.68 (mgKOH/g), 5032.33 (mpa.s/25°C), 1.4690, 98.56 (Wij's) and 12<sup>+</sup> for *Thevetia nerrifolia* dimer acid and 189.55 (mgKOH/g), 5081.47 (mpa.s/25°C), 1.466, 97.78 and 12<sup>+</sup> for *Jathropa curcas* dimer acid all compare favourably with each other and the dimer acids from well known traditional oils.

**Table-2.** Physicochemical Properties of Dimer Acids from *Thevetianerrifolia* and *Jathrophacurcas* Seed Oils

Analytical parameter	Value for TNSO	value for JCSO
Acid value (mg/KOH)	119.26 ± 0.03	122.85 ± 0.73
Molecular mass (g)	540.62 ± 0.02	492.54 ± 0.005
Colour (Gardner)	12 <sup>+</sup>	12 <sup>+</sup>
Refractive index	1.4690 ± 0.26	1.466 ± 0.053
Viscosity (mpa.s/25°C)	5032.33 ± 0.31	5081.47 ± 0.23
Saponification value (mgKOH/g)	192.68 ± 0.02	189.55 ± 0.031
Iodine value (Wij's)	98.56 ± 0.02	97.78 ± 0.001

The results of the physicochemical characterization of the dimer acids are corroborated by the FTIR spectra of the dimer acid from *Thevetia nerrifolia* seed oil and *Jathropa curcas* seed oil, Figure 1 and 2 respectively



**Figure-1.** FTIR Spectrum of Dimer Acid from *Thevetia Nerrifolia* seed oil

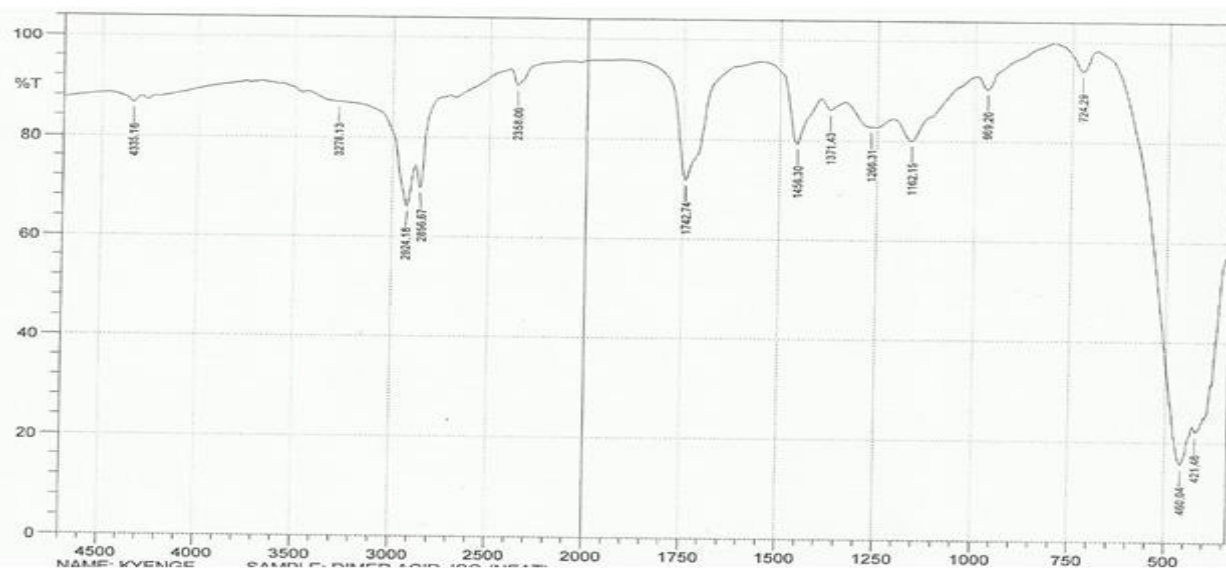


Figure-2. FTIR Spectrum of Dimer Acid from Jathropa Curcas Seed Oil

The FTIR shows a peak at  $1710.92\text{ cm}^{-1}$  due to C=O stretch of carboxylic acid group for *Thevetia nerrifolia* seed oil dimer acid. This peak is however absent from *Jathropa curcas* dimer but there appear a peak at  $1742.74\text{ cm}^{-1}$  due to C=O of an ester indicating incomplete hydrolysis of the oil to acid. A peak at  $1280\text{ cm}^{-1}$  for *Thevetia nerrifolia* dimer was due to axial deformation of dimer C-O bond, this correspond to the peak at  $1266.31\text{ cm}^{-1}$  for *Jathropa curcas* dimer.

#### 4. Conclusion

Dimer acids prepared from *thevetia nerrifolia* and *Jathropa Curcas* seed oils shows comparable physicochemical properties as dimer acids prepared from other well known oils in the dimer acid synthesis and hence these non-edible vegetable oils can be used as replacements for those oils that are mostly edible for commercial production of dimer acids.

#### References

- [1] C. W. Blewitt and M. D. Sublett, "Process for producing light colour dimer acid from dimerization of unsaturated fatty acid (To Cognis Corp) Pat. No. WO 00/75252 A1," 2000.
- [2] D. A. Van Beek, "Polyamide of dimer acid al-kylene diamine and polyalkylene polyamine (To Henekel Corp.) US Pat. No. 5138027," 1992.
- [3] N. B. Malker, A. A. Vaidya, and V. G. Kumar, "Synthesis of dimer and oligomer from (R-) methyl hydnicarpat," *J. Am. Oil Chem. Soc.*, vol. 77, pp. 1101-1105, 2000.
- [4] P. Wang and B. Y. Pao, "Synthesis and characterization of long chain fatty acid cellulose esters," *J. Appl. Polymer, Sc.*, vol. 52, pp. 775-85, 1994.
- [5] O. Suzuki, T. Yamashima, K. Tanabe, and I. Hashimoto, "Studies on the synthesis and characterization of fatty acid derivatives by flow method 1; study of catalysis for the catalytic dimerization of unsaturated fatty acids or esters," *Yukagaku*, vol. 27, pp. 76-82, 1978.
- [6] Kirk-Othmer, *Encyclopaedia of chemical technology*, 2nd ed. New York: John Wiley and Sons, 1965.
- [7] J. A. Barnhorst, K. D. Gates, and E. H. Fairchild, "A comparison of detection methods for high pressure liquid chromatography of dimer acids," presented at the Paper E2 Presented at the Annual American Oil Chemists' Society Meeting, Cincinnati, OH, May 1989, 1989.
- [8] R. S. Kirk and R. Sawyer, *Pearson chemical analysis of foods*, 9th ed. Harlow, Essex, UK: Longman Scientific and Technical, 1991.
- [9] A.O.A.C., *Official method of analysis of the association of official analytical chemists AOAC*, 18th ed. Washington D.C: Association of Official Analytical Chemists, 2008.
- [10] S. P. Fore and G. Sumrell, "Some derivatives of 5- eicosenoic acid," *J. Am. Oil Chem. Soc.*, vol. 43, pp. 581-584, 1966.
- [11] ASTM D 1639-90, *Standard method for acid value of organic materials* vol. 6. Philadelphia, PA, USA: Annual Book of American Society for Testing and Material Standards, 1994.
- [12] ASTM D 1962-67, *Test for saponification value of drying oils, fats and polymerized fatty acids* vol. 29. Philadelphia, PA, USA: Annual Book of American Society for Testing and Material Standards, 1979.
- [13] ASTM D 1541-60, *Test for Iodine value of drying oils and their derivatives* vol. 29. Philadelphia, PA, USA: Annual Book of American Society for Testing and Material Standards, 1979.
- [14] ASTM D 4052, *Standard test method for relative density and API gravity of liquids by digital density meter*. Washington.D.C. USA: National Institute for Standards and Technology, 2011.
- [15] ASTM D 1747, *Standard test methods for refractive index of viscous materials*. West Conshohocken, PA, USA: ASTM International, 2014.
- [16] ASTM D 1544, *Standard test methods for colour of oils and resins*. Washington D. C. USA: ASTM International, 2010.
- [17] F. E. M. Booth and G. E. Wickens, *Non- timber uses of selected and zone trees and shrubs in Africa*. Rome: FAO Conservation Guide, 1988.
- [18] M. Baumer, "Food-producing trees and shrubs of West Africa." *Serie-Etudes-et- Recherekes (Senegal)* No, 168-170: 252-260, 1996.
- [19] S. A. Odeomelam, "Proximate composition and selected physicochemical properties of African oil bean pentacle thrumacrophile," *Pakistan Journal of Nutrition*, vol. 4, pp. 382-383, 2005.
- [20] R. Bruetting and G. Spittler, "Products of the dimerization of conjugated acids," *Fett. Wiss Technol.*, vol. 96, pp. 445-51, 1994.
- [21] L. Cowan, T. Falkenburg, and A. J. Lewis, "A norelac-proposed new synthetic coating material," *Oil and Soap*, vol. 21, pp. 101-107, 1944.